

NO COMPROMISE IN AN EMERGENCY CASE

PROFESSIONAL DEFIBRILLATORS
FOR EMERGENCY MEDICINE.

HeartSave AED-M
HeartSave 6
DefiMonitor XD





NO COMPROMISE IN AN EMERGENCY CASE REAL PROFESSIONALS CALL FOR PROFESSIONAL EQUIPMENT!



WHEN EVERY MINUTE COUNTS, MAN AND MACHINE
NEED TO WORK IN PERFECT HARMONY. HIGH QUALITY
WITHOUT COMPROMISE.

AN EXCELLENT REPUTATION WORLDWIDE

Mature and safe technology, straightforward operation, high quality and absolute reliability under extreme conditions: these are the unique attributes of PRIMEDIC defibrillators. No wonder our extremely robust devices enjoy an excellent reputation in resuscitation and emergency medicine worldwide.

DECADES OF EXPERIENCE


With 45 years of service in the field of medical equipment, we produce in Germany professional and automatic defibrillators for professional and lay users. Working together closely with hospitals and those who use our devices in a practical context, we are driving the evolution of new technology for advanced user quality.

QUALITY AS A PRINCIPLE

Emergency services rely on quality, because they need to be able to depend on their equipment. Designed for use by emergency physicians and the emergency services, our defibrillators combine maximum equipment with the greatest possible reliability. This means that no valuable time is lost during use.

PRIMEDIC. Saves Life. Everywhere.

PROGRESSIVE ADVANCED TECHNOLOGY FOR PROFESSIONAL DEFIBRILLATORS



ALL-DECIDING SHOCKS THAT SAVE LIVES

At the threshold between life and death, where life is hanging by a mere thread, our sophisticated PRIMEDIC defibrillators can deliver that all-deciding shock – to get patients on the road back to life.

IN CASE OF DOUBT, IT'S THE SECONDS THAT COUNT

Life is too important: day for day, minute for minute and second for second, PRIMEDIC devices are demonstrating just how reliable and exceptionally performance-capable they are.

QUANTUM LEAP IN EMERGENCY MEDICINE

We are opening up completely new possibilities in resuscitation and emergency medicine for professional users around the world with our high-performance defibrillators from the HeartSave, DefiMonitor XD and EVO series. Our highly sophisticated devices are fitted with advanced technology and have been used by health and emergency services, clinics, aid organisations and doctors for decades.

GENTLE AND SAFE FOR THE HEART MUSCLE

HeartSave and DefiMonitor XD with CCD (Current-Controlled Defibrillation): The biphasic defibrillation technology of the PRIMEDIC DefiMonitor XD is gentle on the patient's heart muscle. The pulse output stage generates an individualised, gentle, effective and current-controlled defibrillation pulse that is devoid of damaging current peaks.



HeartSave AED-M – ABSOLUTELY RELIABLE

1 MONITOR | OPERATION
Intuitive, easy-to-use AED with a 4.7" blue-mode monitor. Voice prompts and a precise metronome are displayed throughout the defibrillation process.

2 PEDIATRIC BUTTON
Adjustment of the device setting, especially for pediatric application.

3 SHOCK BUTTON
Real one-button operation. Once analysis is complete and the device has been cleared for use, defibrillation is triggered by pressing the shock button.

4 CONNECTOR SOCKET
Connection point for pre-connected electrode or ECG monitoring cable.

5 STATUS DISPLAY
The active status display informs the user about the usability of the device and battery. Automatic self-tests are performed every day.

6 BATTERY COMPARTMENT AND ACCESS TO SaveCard
Easy release to replace the energy module (PRIMEDIC AkuPak LITE and battery 6) and access to SaveCard. The SaveCard (memory card) automatically stores all resuscitation data.

7 SETUP MENU
Individual user configurations; user instructions available in a range of languages (You can select more than 40 languages).



HeartSave 6 – THE PROFESSIONAL FOR PROFESSIONALS

1

MONITOR | OPERATION

Intuitive, easy-to-use AED with manual mode and 4.7" blue-mode monitor. Voice prompts and a precise metronome are displayed throughout the defibrillation process.

2

PEDIATRIC BUTTON

Adjustment of the device setting, especially for pediatric application.

3

SHOCK BUTTON

Real one-button operation. Once analysis is complete in AED mode and the device has either been cleared for use or the power level has been manually selected, defibrillation is triggered by pressing the shock button.

4

CONNECTOR SOCKET

Connection point for pre-connected electrode or ECG 6-channel-monitoring cable.

5

STATUS DISPLAY

The active status display informs the user about the usability of the device and battery. Automatic self-tests are performed every day.

6

BATTERY COMPARTMENT AND ACCESS TO SaveCard

Easy release to replace energy module (PRIMEDIC AkuPak LITE or battery 6) and access to SaveCard. The SaveCard (memory card) automatically stores all resuscitation data.

7


SETUP MENU

In addition to AED mode, it is also possible to switch to manual mode. Individual user configurations possible in setup menu; user instructions available in a range of languages.



THE HeartSave SERIES

KEY ADVANTAGES AT A GLANCE



MONITOR

Both the HeartSave AED-M and 6 are equipped with a monitor for displaying action time, ECG curve, heart rate, count of detected VF as well as defibrillations generated and resuscitation instructions.

COST-EFFECTIVE MONITORING

A separate 2 / 3 lead ECG cable and ECG electrodes are also optionally available.

MANUAL MODE

SYNCHRONOUS DEFIBRILLATION

In addition to AED mode, the HeartSave 6 also has a manual mode. If a QRS complex is detected in manual mode, synchronous markers are automatically assigned on the R wave and cardioversion is enabled. The following power levels can be selected here: 50J, 100J, 200J, 300J und 360J (adult mode) | 20J, 40J, 60J, 80J, 100J (child mode).

THE HeartSave AED-M AND 6 ARE SAVE

- ▶ **Thanks to sophisticated CCD technology from PRIMEDIC**
Defibrillation can be individually adjusted and is safe for the heart muscle.
- ▶ **Thanks to efficient data management**
All relevant data (ECG, buttons pressed, defibrillations) are recorded and can be retrieved immediately using the read-out software.
- ▶ **Thanks to its update capability**
Software updates are easy to install via the SaveCard (memory card).
- ▶ **Thanks to clear status information**
The active status display provides up-to-date information on the usability of the device and battery.
- ▶ **Thanks to a long battery life**
You can choose between high-performance battery 6 or the rechargeable AkuPak LITE.
- ▶ **Thanks to a well-conceived product design**
Clear, intuitive user interface, routine self-tests, protection against splash water and dust (IP55), extremely robust.

THE DefiMonitor XD – THE HIGH-PERFORMANCE ALL-ROUNDER

COMPACT – WITH CLASS

The DefiMonitor XD combines a device design that is both compact and tried and trusted in practice with the highest possible degree of safety and simple handling. The device's extremely robust housing with shaped inlets, low weight, comprehensive software functions and useful accessories have been impressing professional users in emergency medicine, as it guarantees targeted handling even in extreme situations. Thanks to special mounting and charging systems, the DefiMonitor XD can be positioned anywhere.

1

MONITOR | OPERATION

Intuitive and easy to use with high-resolution 5,7" blue-mode monitor. Voice prompts and a precise metronome are displayed throughout the defibrillation process.

2

SHOCK BUTTON

Real one-button operation. Once analysis is complete and the device has been cleared for use, defibrillation is triggered by pressing the shock button. Additional to the AED mode you can switch to manual mode.

3

STATUS DISPLAY

Active status display provides information on the device's operating status (regular self-tests).

OPTIONAL DEVICE CONFIGURATIONS FOR THE DefiMonitor XD

For even greater safety in patient monitoring, all products from the DefiMonitor XD range can also be upgraded with the following additional products (optional):

- ▶ Nellcor SpO₂ pulse oximeter
- ▶ Transthoracic, external pacemaker
- ▶ Automatic VF detection (AED mode)

4 SETUP MENU

Individual user configurations possible in setup menu; user instructions available in a range of languages. Optionally to the AED mode, it is also possible to switch to manual mode.

5 HANDS-FREE DEFIBRILLATION
Charging button for hands-free defibrillation with the aid of SavePads electrodes.

6 PADDLES
Possible to switch to paddles.




EVERYTHING UNDER CONTROL: THE PADDLES

EASY TO USE, QUICKLY READY FOR OPERATION

The integrated children's defibrillation paddles are readily available at the site of the medical emergency and do not require adapters. Using the reliable bayonet mechanism, adult paddles can be transformed into children's paddles in next to no time at all. This means that the children's paddles are always right where you need them – on the DefiMonitor XD itself.

You therefore have all options safely under control: you have the choice between the ergonomically shaped, external defibrillation paddles and the PRIMEDIC SavePads connect adhesive electrodes, which can be used for hands-free defibrillation at any time.



THE DefiMonitor XD SERIES INTELLIGENT SOFTWARE AT A GLANCE

DefiMonitor XD IS SIMPLE AND SAFE

► Thanks to sophisticated CCD technology from PRIMEDIC

Defibrillation can be individually adjusted and is safe for the heart muscle.

► Thanks to efficient data management

All relevant data (ECG, buttons pressed, defibrillations, voice recordings) and self-tests performed are recorded and can be retrieved immediately using the read-out software.

► Thanks to its update capability

Software updates are easy to install via the SaveCard (memory card).

► Thanks to clear status information

The active status display provides up-to-date information on the usability of the device and battery.

► Thanks to a long battery life

High-performance AkuPak LITE batteries up to 100 discharges at 360 J.

► Thanks to an integrated thermal printer

Documents can be printed in a range of ways.

THE DefiMonitor XD IS GUARANTEED RESISTANT


► Thanks to EN1789 certification

► Thanks to its high-contrast monitor

Ensures optimum visibility, even in bright ambient light.

► Thanks to shock-absorbent housing

The device remains functional even under extreme conditions.





CONNECTORS



- 1 SPEAKER
- 2 SOCKET FOR ELECTRODE PLUG
- 3 SOCKET FOR SpO₂ SENSOR (OPTIONAL)
- 4 SOCKET FOR PADDLE CABLE



- 1 RELEASE LEVER FOR PRINTER COVER
- 2 PRINTER COVER
- 3 MAINS CONNECTION
- 4 FASTENER HOLE FOR BAG (OPTIONAL)



Here you can find brochures, data sheets and certificates for the PRIMEDIC product range.


AFTER-SALES SERVICE

WE ARE ALWAYS ON HAND TO HELP

- ▶ Customer service on the phone, by email or in person
- ▶ Remote diagnostics possible
- ▶ Technical safety checks
- ▶ Device upgrades
- ▶ Software updates (e.g. ERC Guidelines) can be easily performed by the user
- ▶ Accessories available from stock
- ▶ Repairs
- ▶ Service training courses for authorised partners

IT IS IMPORTANT TO US TO HAVE A GOOD RELATIONSHIP WITH OUR CUSTOMERS

Our relationship with you doesn't end once your purchase is complete! Our skilled and experienced PRIMEDIC customer service staff and our partner companies are always on hand to help you. Service technicians carry out all repairs on any PRIMEDIC devices either at our headquarter or at authorized service partners.



You can also let the professionals perform any necessary technical safety checks. Quick response and processing times and technically experienced customer support on the phone and by email are taken seriously at PRIMEDIC. To top it off, the service team provides our partner companies with training courses in the field of technical safety checks.

ACCESSORIES

AkuPak LITE

Latest PRIMEDIC AkuPak LITE technology with 1000 charge cycles (4-year lifespan) offers user-friendly handling and maintenance



CLIP CHARGER

HeartSave AED-M and 6 for AkuPak LITE



BATTERY

6-year battery / standby for HeartSave AED-M and HeartSave 6



SavePads CONNECT CABLE

2-core, for connection of PRIMEDIC SavePads adhesive electrodes for adults, incl. cable and plug



MOUNTING HOOKS

For attachment to patient's bed/stretcher (DefiMonitor XD)



ACCESSORIES BAG XD

With storage compartments and shoulder strap



OTHER ACCESSORIES ON REQUEST.

SaveCard



CHARGER BASIC

Vehicle charging unit (12V) with single-hand release for HeartSave and DefiMonitor XD



WALL MOUNT

With single-hand release, vehicle certification in line with EN1789 for HeartSave and DefiMonitor XD



Head Office/Production location

METRAX GmbH

Rheinwaldstr. 22

D-78628 Rottweil

Germany

Phone: +49 741 257-0

Fax: +49 741 257-235

www.primedic.com

info@primedic.com

www.primedic.com



PRIMEDIC
Saves Life. Everywhere.